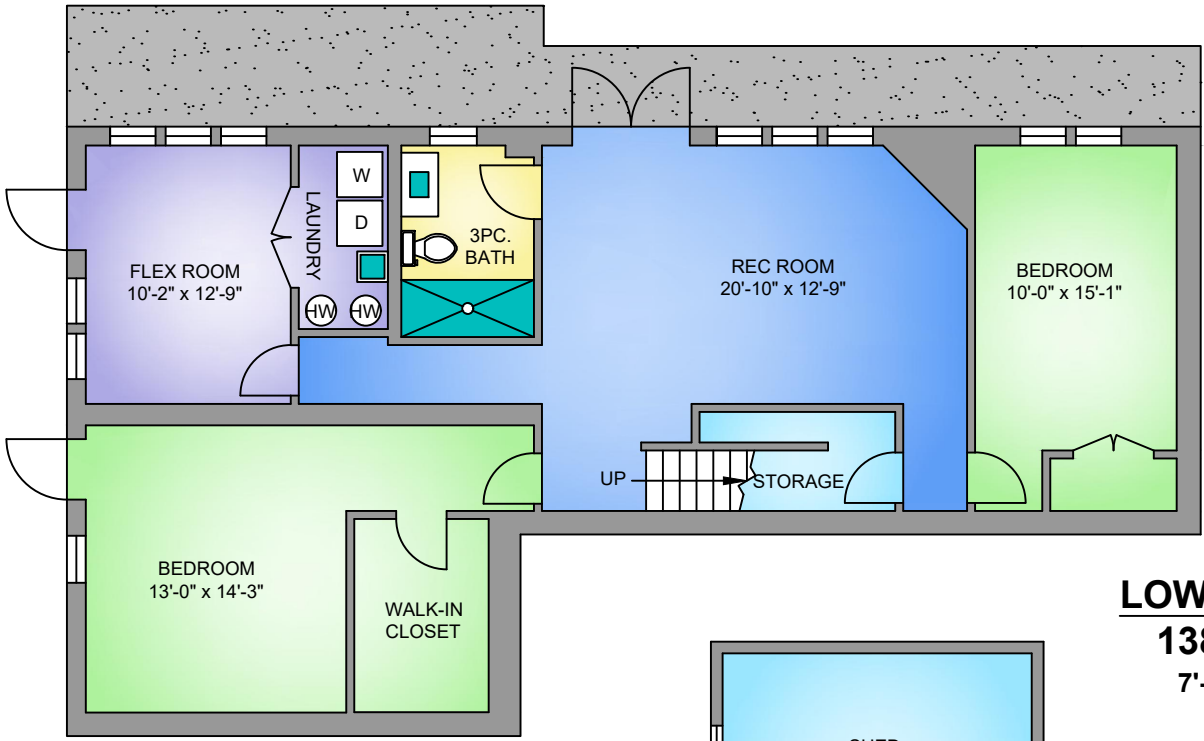
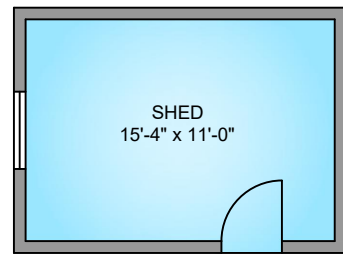



MAIN FLOOR
1551 SQ. FT.
8'-0" TO 9'-4"
VAULTED CEILINGS



LOWER FLOOR
1382 SQ. FT.
7'-6" CEILING



SHED
200 SQ. FT.



106 BRADBURY ROAD
MARCH 10, 2020
PREPARED FOR THE EXCLUSIVE USE OF SANDRA SMITH
PLANS MAY NOT BE 100% ACCURATE, IF CRITICAL BUYER TO VERIFY.

FLOOR	AREA (SQ. FT.)	
	FINISHED	DECK / PATIO
MAIN	1551	537
LOWER	1362	-
TOTAL	2913	537